

Big Pedal 2021

Cycling for everyone

Worksheet



Instructions

The purpose of this activity is to learn about different types of cycles and cycle users.


1. Print off the template sheet or draw your own cycles using the template sheet as a guide.
2. Once you have the outline of your cycles, gather coloured pens, pencils and any other colourful material you can find.
3. Decorate the cycles using what you have gathered.




1. Classic bicycle



2. Drop-frame bicycle




3. Hand cycle




4. Recumbent




5. Tag-a-long

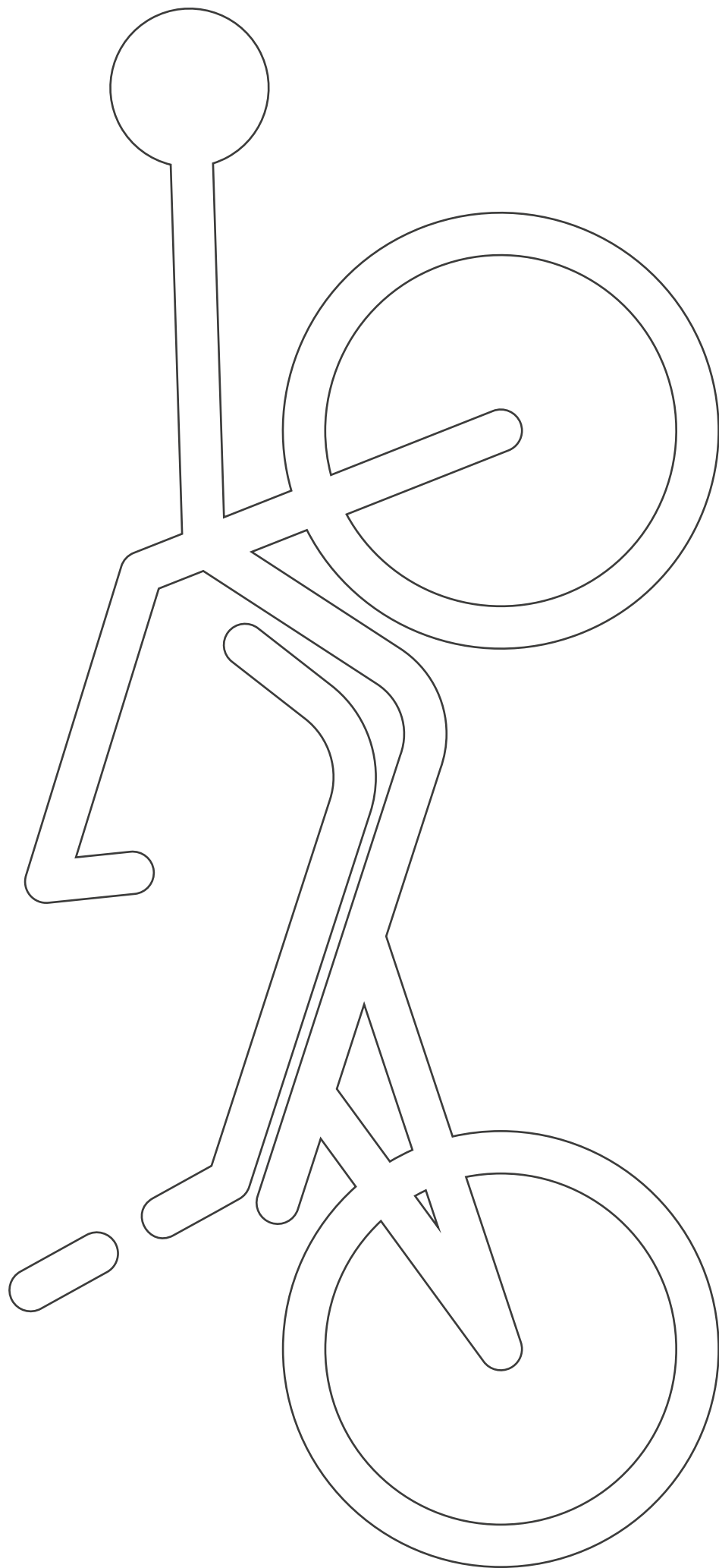


Classic bicycle




Drop-frame bicycle





Recumbent



Tag-a-long